

Technical Information

AQUAPOWER



AQUAFIX BELGIUM BVBA
Tel. 013 66 83 03, WWW.AQUAFIX.BE



AQUAFIX MILIEU B.V.
Tel. 0297 26 29 29, WWW.AQUAFIX.NL

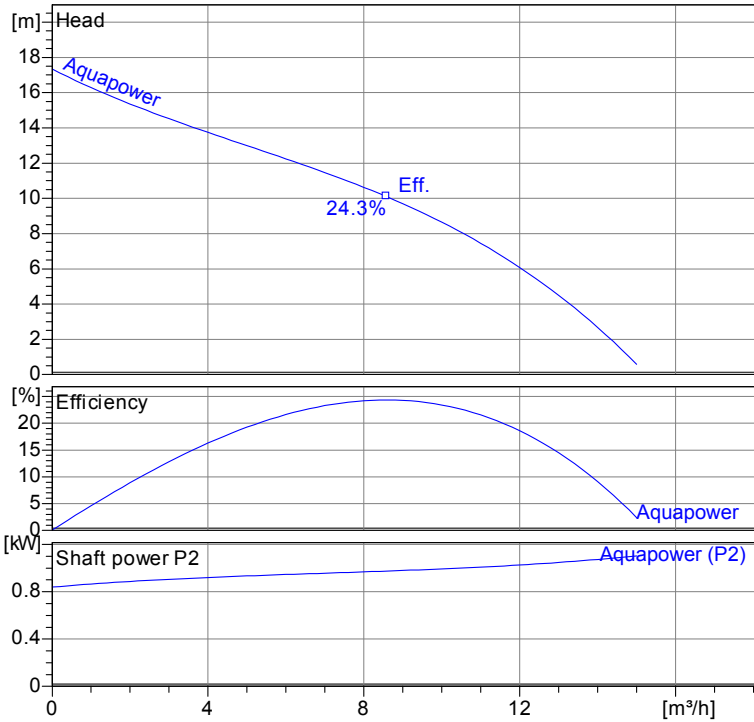
Operating data	
Flow	0 m ³ /h
Head	0 m
Shaft power P2	
Pump efficiency	s %
Required pump NPSH	
Pumpe type	Single head pump
No. of pumps	1
Fluid	Water, clean

Pump	
Pump Code	AQUAPOWER
Impeller	Multi vane impeller
Impeller size	0 mm
Solid size	s
Discharge port	R2"AG
Suction port	s

Motor	
Rated voltage	230 V
Frequency	50 Hz Hz
Rated power P2	1.1 kW
Rated speed	2900 rpm
Number of poles	2
Efficiency	73 % %
Rated current	7 A
Degree of protection	IP 68

Materials	
Collecting tank	Polyethylene
Impeller	Grey cast iron EN-GJL-250
Suction cover	Grey cast iron EN-GJL-250
Cutting system	Stainless steel 1.4528
Pump housing	Grey cast iron EN-GJL-250
Motor housing	Grey cast iron EN-GJL-250
Nuts	Stainless steel
Motor shaft	Stainless steel 1.4104
O-Rings	Nitrile Rubber
Mechanical seal on medium side chrome steel	
Lip seal on motor side Nitrile Rubber	
Lower Bearing	Deep Groove Ball Bearing
Upper Bearing	Deep Groove Ball Bearing

Testnorm: ISO9906 Sect. 4.4.2



Installation drawing
Dimensions in mm,

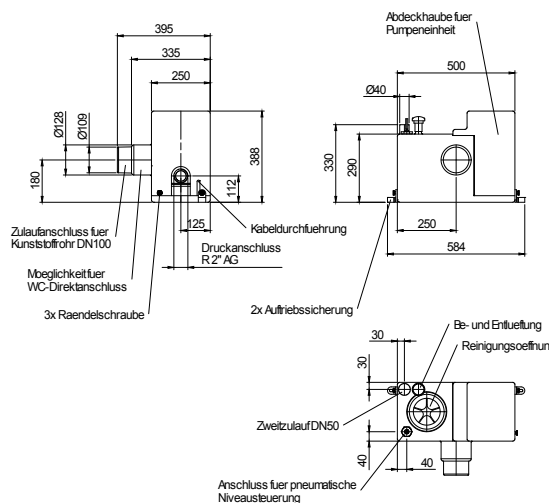


Table Dimensions
(mm)

Project	Project no.:	Created by:	Page: 1
---------	--------------	-------------	------------

Performance Curve

AQUAPOWER



AQUAFIX BELGIUM BVBA
Tel. 013 66 83 03, WWW.AQUAFIX.BE



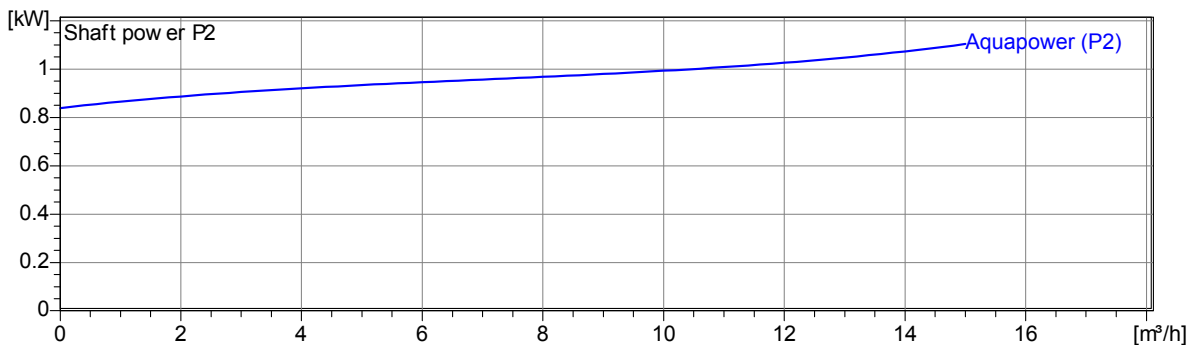
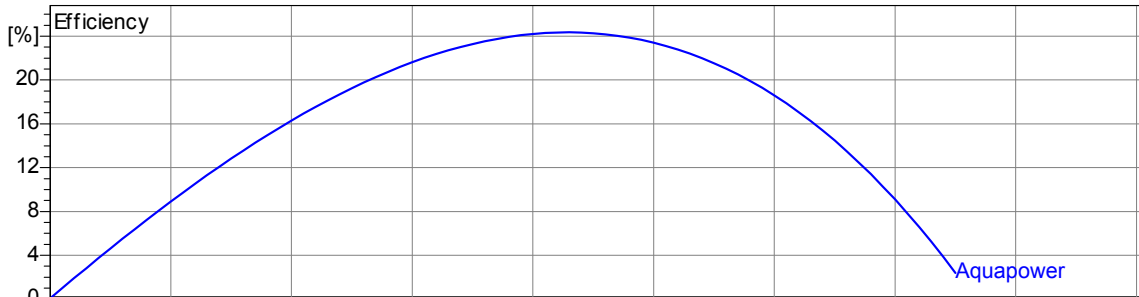
AQUAFIX MILIEU B.V.
Tel. 0297 26 29 29, WWW.AQUAFIX.NL

Impeller						
Impeller type: Multi vane impeller	Solid size	Ø:	Max. Ø: 0 mm	Min. Ø: 0 mm	Sel. Ø: 0 mm	

Operating data					
Speed: 2900 rpm	Frequency: 50 Hz	Duty point: Q = 0 m³/h	H = 0 m	Shaft power P2:	Discharge port: R2"AG

Power data referred to:
Water, clean [100%]; 20°C; 998.3kg/m³; 1.005mm²/s

Testnorm: ISO9906 Sect. 4.4.2



2.3.7 - 14/03/2012 (Build 345)

Project	Project no.:	Created by:	Page: 2
---------	--------------	-------------	------------

Dimensions

AQUAPOWER



AQUAFIX BELGIUM BVBA
Tel. 013 66 83 03, WWW.AQUAFIX.BE



AQUAFIX MILIEU B.V.
Tel. 0297 26 29 29, WWW.AQUAFIX.NL

Installation drawing
Dimensions in mm, le

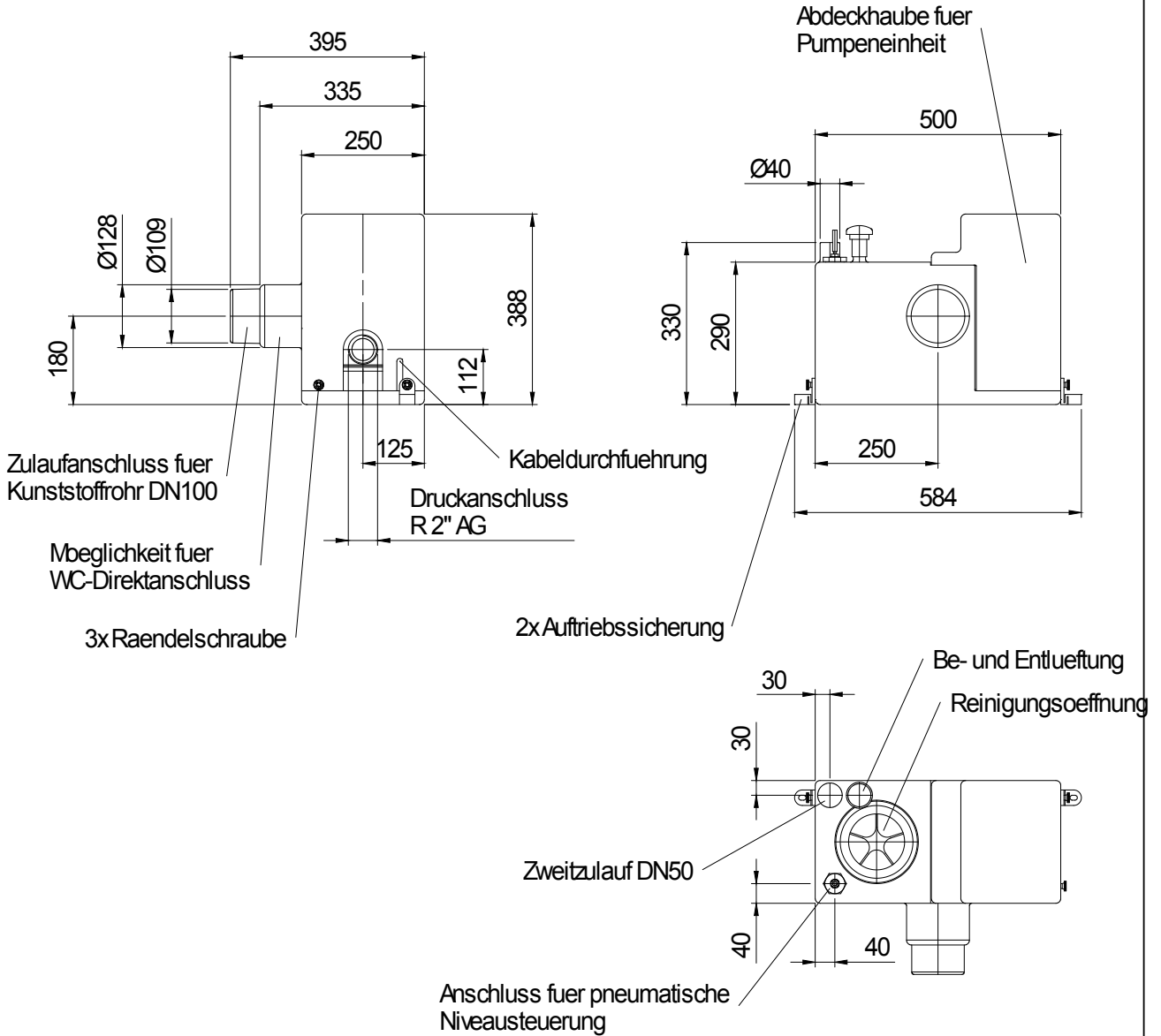


Table Dimensions (mm)

--	--	--

2.3.7 - 14/03/2012 (Build 345)

Project	Project no.:	Created by:	Page: 3
---------	--------------	-------------	------------

Technical Data

AQUAPOWER



AQUAFIX BELGIUM BVBA
Tel. 013 66 83 03, WWW.AQUAFIX.BE



AQUAFIX MILIEU B.V.
Tel. 0297 26 29 29, WWW.AQUAFIX.NL

Operating data					
Flow	0 m ³ /h	m ³ /h	Head	0	m
Shaft power P2		kW	Geodetic head	0	m
Pump efficiency	s	%	Required pump NPSH		m
Pumpe type	Single head pump		No. of pumps	1	
Fluid	Water, clean		Temperature	20 °C	
Density	998.3	kg/m ³	Kin. viscosity	1.005	mm ² /s

Pump					
Pump Code	AQUAPOWER		Speed	2900	rpm
Suction port			Head	Max.	17.3 m
Discharge port	R2"AG			Min.	0.6 m
Impeller type	Multi vane impeller		Flow	Max.	15.0 m ³ /h
Solid size		mm	Pump efficiency max.	24.3 %	
Impeller Ø	0	mm	Required rated power max. P2	1.1	kW

Motor					
Motor version	Submersible motor		Insulation class	H	
Motor name	AM 120TM.1,7/2 W		Degree of protection	IP 68	
Frequency	50	Hz	Temperature class		
Rated power P1	1.5	kW			
Rated power P2	1.1	kW	Explosion protection		
Rated speed	2900	rpm	Efficiency at % rated power	100%	73 %
Rated voltage	230	V 1~		75%	
Rated current	7.0	A		50%	
Starting current, direct starting	42.0	A	cos phi at % rated power	100%	0.94
Starting current, star-delta	14	A		75%	
Starting mode	Directly			50%	
Power cable	4G1,5		Control cable		
Type of power cable	H07RN-F		Type of control cable		
Cable length	2 m		Service factor	1.15	
Shaft seal	Mechanical seal on medium side		Carbon graphite/ chrome steel		
	Lip seal on motor side		Nitrile Rubber		
Bearing	Lower Bearing		Deep Groove Ball Bearing		
	Upper Bearing		Deep Groove Ball Bearing		
Remarks	s				

Materials / Weight			
Collecting tank	Polyethylene	Motor housing	Grey cast iron EN-GJL-250
Suction cover	Grey cast iron EN-GJL-250	Motor shaft	Stainless steel 1.4104
Impeller	Grey cast iron EN-GJL-250	Nuts	Stainless steel
Cutting system	Stainless steel 1.4528	O-Rings	Nitrile Rubber
Pump housing	Grey cast iron EN-GJL-250		
Weight aggregat	32 kg		

Project	Project no.:	Created by:	Page: 4
---------	--------------	-------------	------------

2.3.7 - 14/03/2012 (Build 345)