



# Performance Curve

V2334-C24



AQUAFIX BELGIUM BVBA  
Tel. 013 66 83 03, WWW.AQUAFIX.BE



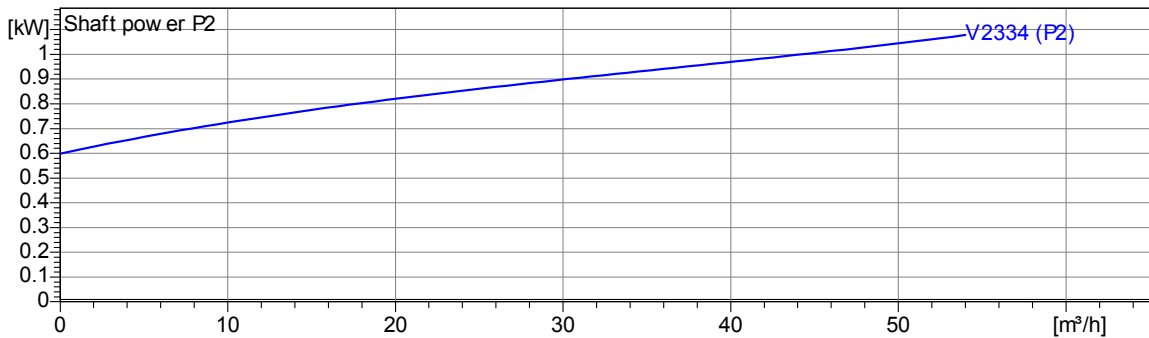
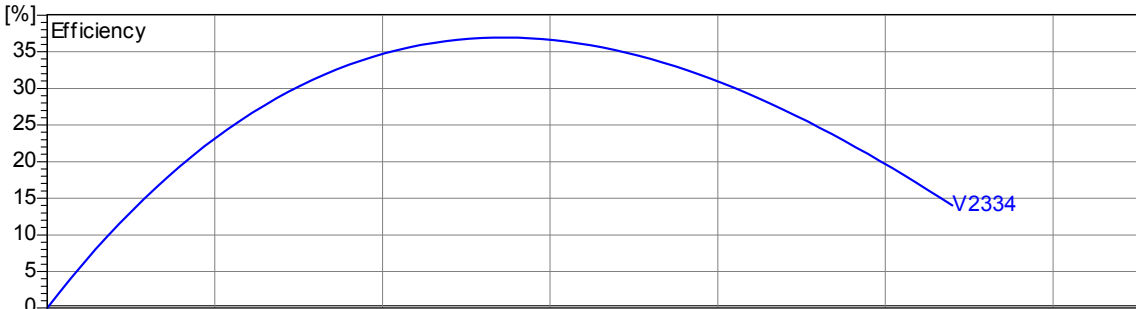
AQUAFIX MILIEU B.V.  
Tel. 0297 26 29 29, WWW.AQUAFIX.NL

Impeller						
Impeller type: Vortex impeller	Solid size 80 mm	Ø:	Max. Ø: 195 mm	Min. Ø: 180 mm	Sel. Ø: 180 mm	

Operating data					
Speed: <b>1450 rpm</b>	Frequency: <b>50 Hz</b>	Duty point: <b>Q = 0 m³/h</b>	<b>H = 0 m</b>	Shaft power P2:	Discharge port: <b>DN100</b>

Power data referred to:  
Water, clean [100%]; 20°C; 998.3kg/m³; 1.005mm²/s

Testnorm: ISO9906 Sect. 4.4.2



2.3.7 - 14/03/2012 (Build 345)

Project	Project no.:	Created by:	Page: 2
---------	--------------	-------------	------------

# Dimensions

V2334-C24



AQUAFIX BELGIUM BVBA  
Tel. 013 66 83 03, WWW.AQUAFIX.BE



AQUAFIX MILIEU B.V.  
Tel. 0297 26 29 29, WWW.AQUAFIX.NL

Wet well installation with coupling kit (34-36, C)  
Dimensions in mm, le

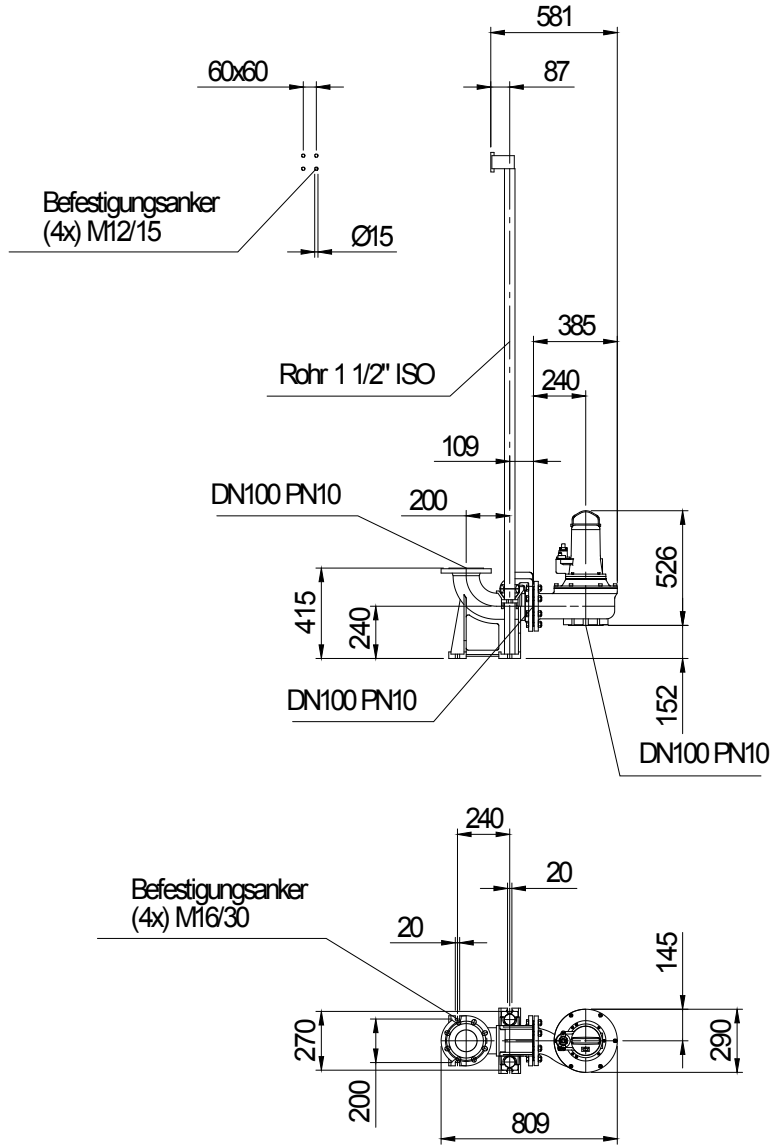


Table Dimensions ( mm )

--	--	--

2.3.7 - 14/03/2012 (Build 345)

Project	Project no.:	Created by:	Page: 3
---------	--------------	-------------	------------

# Technical Data

V2334-C24



AQUAFIX BELGIUM BVBA  
Tel. 013 66 83 03, WWW.AQUAFIX.BE



AQUAFIX MILIEU B.V.  
Tel. 0297 26 29 29, WWW.AQUAFIX.NL

Operating data					
Flow	0 m <sup>3</sup> /h	m <sup>3</sup> /h	Head	0	m
Shaft power P2		kW	Geodetic head	0	m
Pump efficiency	s	%	Required pump NPSH		m
Pumpe type	Single head pump		No. of pumps	1	
Fluid	Water, clean		Temperature	20 °C	
Density	998.3	kg/m <sup>3</sup>	Kin. viscosity	1.005	mm <sup>2</sup> /s

Pump					
Pump Code	V2334-C24		Speed	1450	rpm
Suction port	DN100		Head	Max.	7.0 m
Discharge port	DN100			Min.	1.0 m
Impeller type	Vortex impeller		Flow	Max.	54.0 m <sup>3</sup> /h
Solid size	80	mm	Pump efficiency max.	36.9 %	
Impeller Ø	180	mm	Required rated power max. P2	1.1	kW

Motor					
Motor version	Submersible motor		Insulation class	H	
Motor name	AM 122.1,7/4 C		Degree of protection	IP 68	
Frequency	50	Hz	Temperature class		
Rated power P1	1.7	kW			
Rated power P2	1.3	kW	Explosion protection		
Rated speed	1450	rpm	Efficiency at % rated power	100%	76 %
Rated voltage	400	V 3~		75%	77 %
Rated current	3.3	A		50%	76 %
Starting current, direct starting	12.8	A	cos phi at % rated power	100%	0.77
Starting current, star-delta	4.	A		75%	0.70
Starting mode	Directly			50%	0,50
Power cable	7G1,5		Control cable		
Type of power cable	H07RN-F		Type of control cable		
Cable length	10 m		Service factor	1.15	
Shaft seal	Mechanical seal on motor side		SiC / SiC		
	Mechanical seal on medium side		SiC / SiC		
Bearing	Lower Bearing		Double row angular ball bearing		
	Upper Bearing		Deep Groove Ball Bearing		
Remarks	s				

Materials / Weight			
Motor housing	Grey cast iron EN-GJL-250	Bolts	Stainless steel
Pump housing	Grey cast iron EN-GJL-250	Elastomeres	Nitrile Rubber
Impeller	Grey cast iron EN-GJL-250		
Motor shaft	Stainless steel 1.4104		
Weight aggregat	65 kg		

Project	Project no.:	Created by:	Page: 4
---------	--------------	-------------	------------